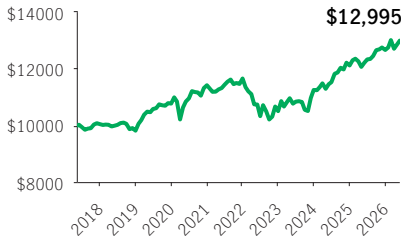


Manulife Conservative Portfolio GIF Select

GIF SELECT

InvestmentPlus 75/75 (Front-end, Back-end, Low-load, No-load with CB) · Performance as at May 31, 2026 · Holdings as at April 30, 2026

GROWTH OF \$10,000 ±



OVERVIEW


Inception Date: May 19, 2017

Asset Class:

Global Fixed Income Balanced

Net Assets: \$503.4 million

Risk: Low



Fund Status: Open †

Management Fee: 1.94%

Management Expense Ratio¹: 2.27%

UNDERLYING FUND INFORMATION

Name: Manulife Conservative Portfolio

Underlying Fund Manager:

Manulife Investment Management Limited

Portfolio Management Team: Manulife

Multi-Asset Solutions Team

FUND CODES

Sales option	Fund code	Fund Status
FE	MGF2744	Open
BE	MGF2745	SWO
LL	MGF2746	SWO
NLCB4	MGF5526	SWO
NLCB2	MGF7526	Open

INVESTMENT OBJECTIVE

This Fixed Income Portfolio seeks to primarily preserve capital with a secondary focus on income. The Portfolio seeks to accomplish its objective by primarily investing in securities of Underlying Funds and/or ETFs which invest in domestic and global fixed income securities and/or domestic and global equity securities.

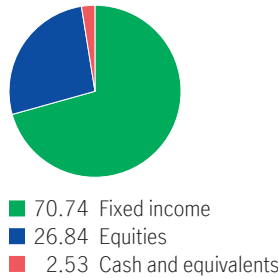
CALENDAR RETURNS ** %

2017	2018	2019	2020	2021	2022	2023	2024	2025
—	-2.32	9.73	6.01	2.09	-9.88	7.12	7.69	4.51

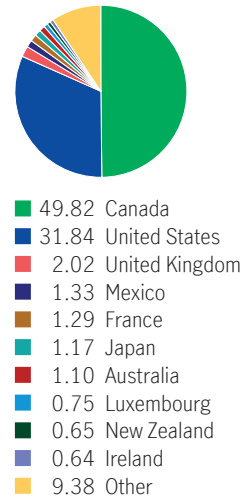
COMPOUND RETURNS ** %

1 mth	3 mths	6 mths	YTD	1 yr	3 yrs	5 yrs	10 yrs	Incept.
1.09	-0.13	1.91	2.61	6.43	6.46	2.80	—	2.94

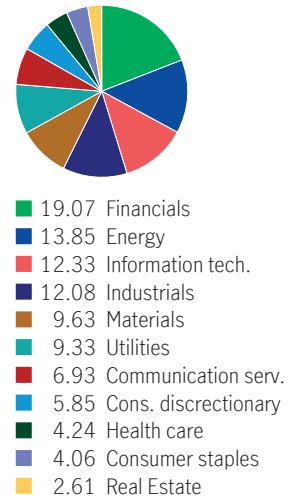
ASSET ALLOCATION %



GEOGRAPHIC ALLOCATION %



SECTOR ALLOCATION %



FIXED INCOME ALLOCATION %

Canadian Corporate Bonds	14.69
Floating rate bank loans	12.27
Canadian investment grade bonds	11.08
Canadian provincial bonds	10.55
U.S. Corporate Bonds	10.19
International Corporate Bonds	6.39
International government bonds	5.86
U.S. high yield bonds	5.58
Canadian bond funds	3.18
U.S. investment grade bonds	2.79

TOP 10 HOLDINGS %

VANGUARD CANADIAN AGGREGATE BOND INDEX	2.25
Microsoft Corp.	0.62
Province of Ontario, 3.65%, 6/2/2033	0.51
Gov. of Canada, 3.5%, 12/1/2057	0.49
Royal Bank of Canada	0.46
Toronto-Dominion Bank Com New	0.42
Suncor Energy Inc.	0.39
Amazon.com Inc.	0.39
Province of Quebec, 3.6%, 9/1/2033	0.37
Canadian Natural Resources Ltd.	0.37

Source for all data: Transmission Media, as at May 31, 2026. ±For illustration purposes only. † Open † Estimated MER for the current year. ** Additional fees apply to the IncomePlus and EstatePlus guarantee options and are paid annually out of the Contract. These fees are not reflected in the performance.

Any amount that is allocated to a segregated fund is invested at the risk of the contractholder and may increase or decrease in value. Returns shown are after the MER has been deducted. Performance histories are not indicative of future performance. The Growth of \$10,000 chart shown is used only to illustrate the effects of the compound growth rate and is not intended to reflect future values of the segregated fund. For information on guarantees, fees and expenses that may apply to segregated funds, please read the Information Folder, Contract and Fund Facts of the segregated funds. The Manufacturers Life Insurance Company (Manulife) is the issuer of Manulife segregated fund contracts and the guarantor of any guarantee provisions therein. Manulife Investment Management is a trade name of Manulife. Manulife, Stylized M Design, and Manulife Investment Management & Design are trademarks of The Manufacturers Life Insurance Company and are used by it, and its affiliates under license.