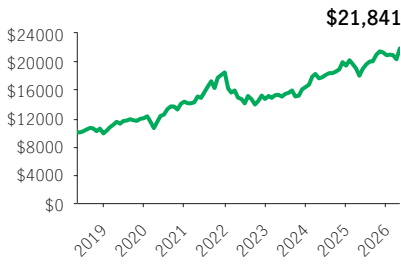


Manulife U.S. Dividend Income GIF Select

GIF SELECT

InvestmentPlus 75/75 (Front-end, Back-end, Low-load, No-load with CB) · Performance as at April 30, 2026 · Holdings as at March 31, 2026

GROWTH OF \$10,000 ±



INVESTMENT OBJECTIVE

The Fund seeks to achieve a combination of capital growth and income. The Fund invests primarily in a diversified portfolio of U.S. equity and equity-type securities and other income producing investments.

CALENDAR RETURNS ** %

2017	2018	2019	2020	2021	2022	2023	2024	2025
—	—	21.78	19.56	28.82	-20.39	11.38	18.60	7.57

COMPOUND RETURNS ** %

1 mth	3 mths	6 mths	YTD	1 yr	3 yrs	5 yrs	10 yrs	Incept.
7.55	4.21	1.91	4.59	21.48	12.59	7.72	—	10.31

OVERVIEW

Inception Date: May 14, 2018

Asset Class: U.S. Equity

Net Assets: \$588.2 million

Risk: Medium

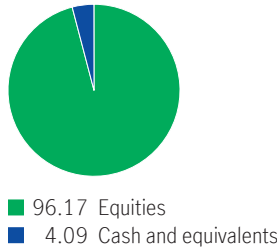


Fund Status: Open *

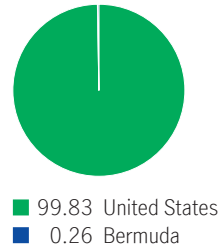
Management Fee: 2.15%

Management Expense Ratio¹: 2.82%

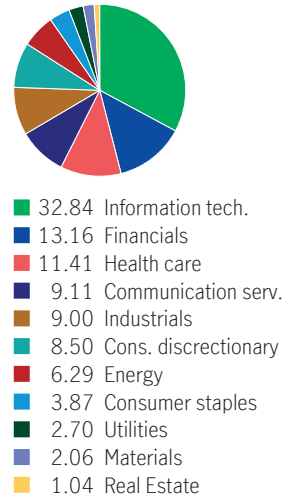
ASSET ALLOCATION %



GEOGRAPHIC ALLOCATION %



SECTOR ALLOCATION %



UNDERLYING FUND INFORMATION

Name: Manulife U.S. Dividend Income Fund

Underlying Fund Manager:

Manulife Investment Management Limited

Portfolio Management Team: Manulife

Essential Equity Team

TOP 10 HOLDINGS %

NVIDIA Corp.	7.48
Apple Inc.	6.45
Microsoft Corp.	5.59
Alphabet Inc. Cl A	5.31
Amazon.com Inc.	3.17
Broadcom Inc.	3.15
JPMorgan Chase & Co.	2.93
UNITED STATES TREASURY BI 14APR26	2.62
TBILL	
Exxon Mobil Corp.	2.37
Eli Lilly & Co.	2.10

FUND CODES

Sales option	Fund code	Fund Status
FE	MGF6355	Open
BE	MGF6155	SWO
LL	MGF6255	SWO
NLCB4	MGF5540	SWO
NLCB2	MGF7455	Open

Source for all data: Transmission Media, as at April 30, 2026. ±For illustration purposes only. * Open ¹ Estimated MER for the current year. ** Additional fees apply to the IncomePlus and EstatePlus guarantee options and are paid annually out of the Contract. These fees are not reflected in the performance.

Any amount that is allocated to a segregated fund is invested at the risk of the contractholder and may increase or decrease in value. Returns shown are after the MER has been deducted. Performance histories are not indicative of future performance. The Growth of \$10,000 chart shown is used only to illustrate the effects of the compound growth rate and is not intended to reflect future values of the segregated fund. For information on guarantees, fees and expenses that may apply to segregated funds, please read the Information Folder, Contract and Fund Facts of the segregated funds. The Manufacturers Life Insurance Company (Manulife) is the issuer of Manulife segregated fund contracts and the guarantor of any guarantee provisions therein. Manulife Investment Management is a trade name of Manulife. Manulife, Stylized M Design, and Manulife Investment Management & Design are trademarks of The Manufacturers Life Insurance Company and are used by it, and its affiliates under license.