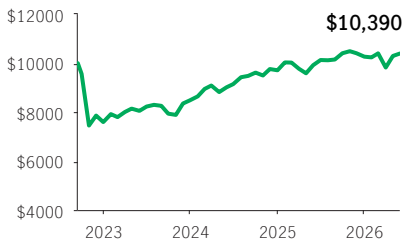


Manulife Climate Action Balanced GIF Select

GIF SELECT

InvestmentPlus 75/75 (Front-end, Back-end, Low-load, No-load with CB) · Performance as at May 31, 2026 · Holdings as at March 31, 2026

GROWTH OF \$10,000 ±



INVESTMENT OBJECTIVE

The Fund seeks to provide long-term capital growth and income by investing in a diversified portfolio of global equity and fixed income securities of issuers that are making positive contributions to climate change.

CALENDAR RETURNS ** %

| 2017 | 2018 | 2019 | 2020 | 2021 | 2022 | 2023 | 2024 | 2025 |
|------|------|------|------|------|------|-------|-------|------|
| — | — | — | — | — | — | 11.68 | 14.46 | 5.73 |

COMPOUND RETURNS ** %

| 1 mth | 3 mths | 6 mths | YTD | 1 yr | 3 yrs | 5 yrs | 10 yrs | Incept. |
|-------|--------|--------|------|------|-------|-------|--------|---------|
| 0.95 | -0.08 | -0.13 | 1.22 | 4.77 | 8.87 | — | — | 1.04 |

OVERVIEW

Inception Date: September 14, 2022

Asset Class: Global Balanced

Net Assets: \$27.1 million

Risk: Low to Medium



Fund Status: Open *

Management Fee: 2.38%

Management Expense Ratio¹: 2.69%

UNDERLYING FUND INFORMATION

Name: Manulife Climate Action Balanced Fund

Underlying Fund Manager:

Manulife Investment Management Limited

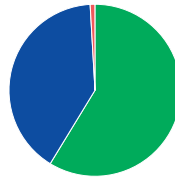
Portfolio Management Team: Manulife

Multi-Asset Solutions Team

FUND CODES

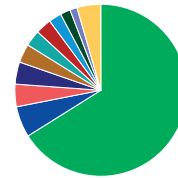
| Sales option | Fund code | Fund Status |
|--------------|-----------|-------------|
| FE | MGF9951 | Open |
| BE | MGF8551 | SWO |
| LL | MGF8351 | SWO |
| NLCB4 | MGF5551 | SWO |
| NLCB2 | MGF7551 | Open |

ASSET ALLOCATION %



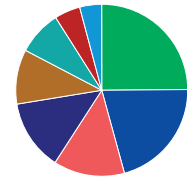
- 58.85 Equities
- 40.46 Fixed income
- 0.90 Cash and equivalents

GEOGRAPHIC ALLOCATION %



- 66.09 United States
- 5.83 United Kingdom
- 4.23 France
- 4.17 Canada
- 3.52 Germany
- 3.04 Switzerland
- 2.98 Ireland
- 2.41 Netherlands
- 1.89 Japan
- 1.38 Mexico
- 4.46 Other

SECTOR ALLOCATION %



- 24.88 Information tech.
- 20.88 Industrials
- 13.38 Health care
- 13.28 Financials
- 10.25 Communication serv.
- 8.34 Cons. discretionary
- 4.85 Materials
- 4.13 Consumer staples

FIXED INCOME ALLOCATION %

| | |
|--------------------------------------|-------|
| U.S. investment grade bonds | 30.86 |
| Floating rate bank loans | 24.35 |
| U.S. Corporate Bonds | 15.01 |
| International Corporate Bonds | 9.89 |
| International investment grade bonds | 6.06 |
| U.S. high yield bonds | 6.05 |
| Canadian investment grade bonds | 2.34 |
| Canadian Corporate Bonds | 2.14 |
| Preferred stocks | 1.28 |
| Convertibles | 0.58 |

UNDERLYING FUND HOLDINGS %

| | |
|-----------------------------------|-------|
| Manulife Climate Action Fund | 60.01 |
| Manulife Climate Action Bond Fund | 40.22 |

TOP 10 SECURITIES OF LARGEST FUND HOLDING %

| | |
|-------------------------------------|------|
| NVIDIA Corp. | 6.18 |
| Microsoft Corp. | 5.69 |
| Alphabet Inc. Cl A | 4.25 |
| Meta Platforms Inc. Cl A | 3.72 |
| Cencora Inc. | 3.65 |
| Deutsche Boerse AG Deutsche Borse | 3.37 |
| Agnamens Aktien O N | |
| London Stock Exchange Group PLC Ord | 3.20 |
| Gbp0.06918604 | |
| Keyence Corp. Com Stk | 3.16 |
| Marsh & McLennan Cos. | 3.12 |
| Abbott Laboratories | 3.06 |

Source for all data: Transmission Media, as at May 31, 2026. ±For illustration purposes only. * Open ¹ Estimated MER for the current year. ** Additional fees apply to the IncomePlus and EstatePlus guarantee options and are paid annually out of the Contract. These fees are not reflected in the performance.

Any amount that is allocated to a segregated fund is invested at the risk of the contractholder and may increase or decrease in value. Returns shown are after the MER has been deducted. Performance histories are not indicative of future performance. The Growth of \$10,000 chart shown is used only to illustrate the effects of the compound growth rate and is not intended to reflect future values of the segregated fund. For information on guarantees, fees and expenses that may apply to segregated funds, please read the Information Folder, Contract and Fund Facts of the segregated funds. The Manufacturers Life Insurance Company (Manulife) is the issuer of Manulife segregated fund contracts and the guarantor of any guarantee provisions therein. Manulife Investment Management is a trade name of Manulife. Manulife, Stylized M Design, and Manulife Investment Management & Design are trademarks of The Manufacturers Life Insurance Company and are used by it, and its affiliates under license.