

Manulife Dividend Income Plus Private Segregated Pool

MPIP SEGREGATED POOLS

MPIP 75/75 Front-end, No-load with CB · Performance as at February 28, 2026 · Holdings as at January 31, 2026

GROWTH OF \$10,000 ±



INVESTMENT OBJECTIVE

This Canadian Equity Fund seeks to obtain capital appreciation, preservation and dividend income. The Fund will invest in a diversified portfolio, of which the equity portion will be comprised of mainly Canadian and U.S. equity securities. A portion of the Fund's assets may also be held in securities outside of North America.

CALENDAR RETURNS ** %

2017	2018	2019	2020	2021	2022	2023	2024	2025
—	—	—	22.52	21.22	-27.25	21.05	27.81	12.57

COMPOUND RETURNS ** %

1 mth	3 mths	6 mths	YTD	1 yr	3 yrs	5 yrs	10 yrs	Incept.
0.39	-3.19	1.74	-3.09	5.67	15.89	7.99	—	10.72

OVERVIEW

Inception Date: October 7, 2019

Asset Class: Canadian Focused Equity

Net Assets: \$215.6 million

Risk: Medium

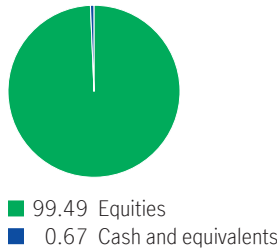


Fund Status: Open *

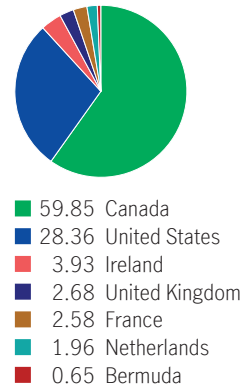
Management Fee: 2.15%

Management Expense Ratio¹: 2.43%

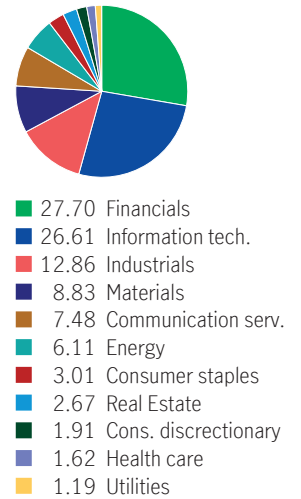
ASSET ALLOCATION %



GEOGRAPHIC ALLOCATION %



SECTOR ALLOCATION %



UNDERLYING FUND INFORMATION

Name: Manulife Dividend Income Plus Fund

Underlying Fund Manager:

Manulife Investment Management Limited

Portfolio Management Team: Manulife

Essential Equity Team

TOP 10 HOLDINGS %

Constellation Software Inc.	4.85
Microsoft Corp.	4.59
Royal Bank of Canada	4.16
Open Text Corp.	3.12
Shopify Inc. Cl A Sub Vtg Shs	2.93
Toronto-Dominion Bank Com New	2.87
Marsh & McLennan Cos.	2.86
Bunzl PLC Shs	2.68
FirstService Corporation	2.65
Publicis Groupe S.A. Publicis Groupe	2.58

FUND CODES

Sales option	Fund code	Fund Status
FE	MPS4678	Open
NLCB4	MPS4684	SWO
NLCB2	MPS4521	Open

Source for all data: Transmission Media, as at February 28, 2026. ±For illustration purposes only. * Open ¹ Estimated MER for the current year. ** Additional fees apply to the IncomePlus and EstatePlus guarantee options and are paid annually out of the Contract. These fees are not reflected in the performance.

Any amount that is allocated to a segregated fund is invested at the risk of the contractholder and may increase or decrease in value. Returns shown are after the MER has been deducted. Performance histories are not indicative of future performance. The Growth of \$10,000 chart shown is used only to illustrate the effects of the compound growth rate and is not intended to reflect future values of the segregated fund. For information on guarantees, fees and expenses that may apply to segregated funds, please read the Information Folder, Contract and Fund Facts of the segregated funds. The Manufacturers Life Insurance Company (Manulife) is the issuer of Manulife segregated fund contracts and the guarantor of any guarantee provisions therein. Manulife Investment Management is a trade name of Manulife. Manulife, Stylized M Design, and Manulife Investment Management & Design are trademarks of The Manufacturers Life Insurance Company and are used by it, and its affiliates under license.