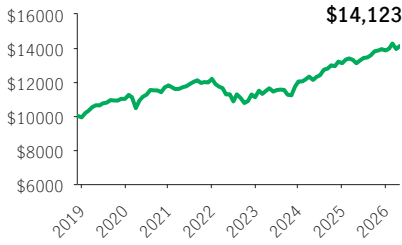


Manulife Conservative Private Segregated Portfolio

MPIP SEGREGATED POOLS

MPIP 75/75 F-Class, PSF · Performance as at April 30, 2026 · Holdings as at March 31, 2026

GROWTH OF \$10,000 ±



INVESTMENT OBJECTIVE

This Fixed Income Portfolio seeks to primarily preserve capital with a secondary focus on income. The Portfolio seeks to accomplish its objective by primarily investing in securities of Underlying Funds and/or ETFs which invest in domestic and global fixed income securities and/or domestic and global equity securities.

CALENDAR RETURNS ** %

2017	2018	2019	2020	2021	2022	2023	2024	2025
—	—	10.94	7.22	3.25	-8.85	8.34	8.93	5.71

COMPOUND RETURNS ** %

1 mth	3 mths	6 mths	YTD	1 yr	3 yrs	5 yrs	10 yrs	Incept.
1.26	1.10	1.90	1.88	7.74	6.67	3.83	—	4.76

OVERVIEW

Inception Date: November 29, 2018

Asset Class:

Global Fixed Income Balanced

Net Assets: \$516.1 million

Risk: Low



Fund Status: Open [†]

Management Fee: 0.93%

Management Expense Ratio¹: 1.13%

UNDERLYING FUND INFORMATION

Name: Manulife Conservative Portfolio

Underlying Fund Manager:

Manulife Investment Management Limited

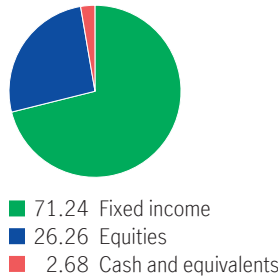
Portfolio Management Team: Manulife

Multi-Asset Solutions Team

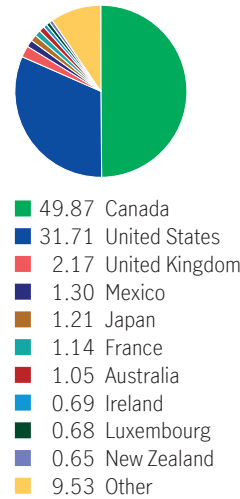
FUND CODES

Sales option	Fund code	Fund Status
F-Class	MPS4704	Open
PSF	MPS4822	Open

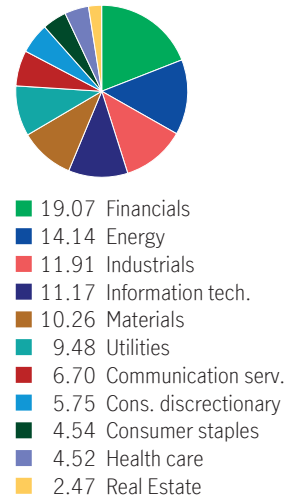
ASSET ALLOCATION %



GEOGRAPHIC ALLOCATION %



SECTOR ALLOCATION %



FIXED INCOME ALLOCATION %

Canadian Corporate Bonds	14.39
Floating rate bank loans	11.79
Canadian investment grade bonds	11.23
Canadian provincial bonds	10.08
U.S. Corporate Bonds	9.17
International Corporate Bonds	6.39
International government bonds	5.77
U.S. high yield bonds	5.76
Canadian government bonds	4.17
Canadian bond funds	3.15

TOP 10 HOLDINGS %

VANGUARD CANADIAN AGGREGATE BOND INDEX	2.24
Microsoft Corp.	0.57
Province of Ontario, 3.65%, 6/2/2033	0.51
Gov. of Canada, 3.5%, 12/1/2057	0.49
Royal Bank of Canada	0.44
Toronto-Dominion Bank Com New	0.39
Canadian Natural Resources Ltd.	0.39
Suncor Energy Inc.	0.39
Province of Quebec, 3.6%, 9/1/2033	0.37
Gov. of Canada, 2.5%, 12/1/2032	0.36

Source for all data: Transmission Media, as at April 30, 2026. ±For illustration purposes only. [†] Open ¹ Estimated MER for the current year. ^{**} Additional fees apply to the IncomePlus and EstatePlus guarantee options and are paid annually out of the Contract. These fees are not reflected in the performance.

Any amount that is allocated to a segregated fund is invested at the risk of the contractholder and may increase or decrease in value. Returns shown are after the MER has been deducted. Performance histories are not indicative of future performance. The Growth of \$10,000 chart shown is used only to illustrate the effects of the compound growth rate and is not intended to reflect future values of the segregated fund. For information on guarantees, fees and expenses that may apply to segregated funds, please read the Information Folder, Contract and Fund Facts of the segregated funds. The Manufacturers Life Insurance Company (Manulife) is the issuer of Manulife segregated fund contracts and the guarantor of any guarantee provisions therein. Manulife Investment Management is a trade name of Manulife. Manulife, Stylized M Design, and Manulife Investment Management & Design are trademarks of The Manufacturers Life Insurance Company and are used by it, and its affiliates under license.