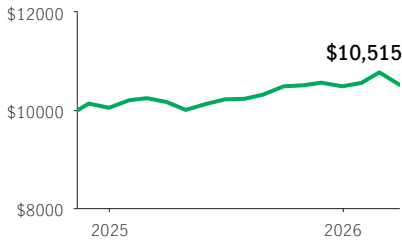


**Manulife Conservative Private Segregated Portfolio**

**MPIP SEGREGATED POOLS**

MPIP 75/100 Front-end, No-load with CB · Performance as at March 31, 2026 · Holdings as at February 28, 2026

**GROWTH OF \$10,000 ±**



**OVERVIEW**


**Inception Date:** November 12, 2024

**Asset Class:**

Global Fixed Income Balanced

**Net Assets:** \$505.9 million

**Risk:** Low



**Fund Status:** Open <sup>†</sup>

**Management Fee:** 2.22%

**Management Expense Ratio<sup>1</sup>:** 2.48%

**UNDERLYING FUND INFORMATION**

**Name:** Manulife Conservative Portfolio

**Underlying Fund Manager:**

Manulife Investment Management Limited

**Portfolio Management Team:** Manulife

Multi-Asset Solutions Team

**FUND CODES**

Sales option	Fund code	Fund Status
FE	MPS54701	Open
NLCB4	MPS54740	SWO
NLCB2	MPS54517	Open

**INVESTMENT OBJECTIVE**

This Fixed Income Portfolio seeks to primarily preserve capital with a secondary focus on income. The Portfolio seeks to accomplish its objective by primarily investing in securities of Underlying Funds and/or ETFs which invest in domestic and global fixed income securities and/or domestic and global equity securities.

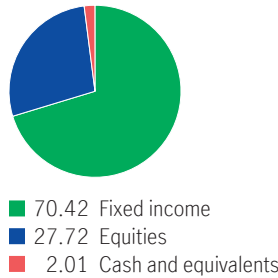
**CALENDAR RETURNS \*\* %**

2017	2018	2019	2020	2021	2022	2023	2024	2025
—	—	—	—	—	—	—	—	4.36

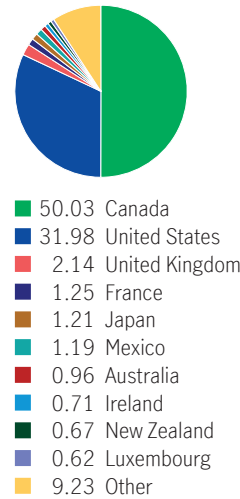
**COMPOUND RETURNS \*\* %**

1 mth	3 mths	6 mths	YTD	1 yr	3 yrs	5 yrs	10 yrs	Incept.
-2.37	0.28	0.29	0.28	3.44	—	—	—	3.64

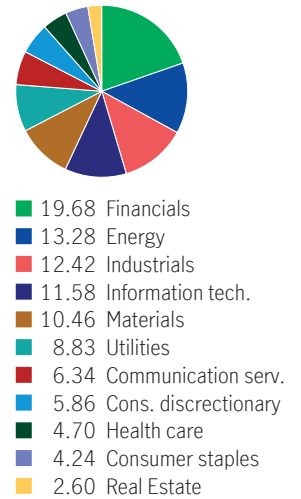
**ASSET ALLOCATION %**



**GEOGRAPHIC ALLOCATION %**



**SECTOR ALLOCATION %**



**FIXED INCOME ALLOCATION %**

Canadian Corporate Bonds	15.43
Canadian investment grade bonds	11.04
Floating rate bank loans	10.98
Canadian provincial bonds	9.53
U.S. Corporate Bonds	9.03
International Corporate Bonds	6.36
International government bonds	5.86
U.S. high yield bonds	5.72
U.S. government bonds	4.12
Canadian government bonds	4.01

**TOP 10 HOLDINGS %**

VANGUARD CANADIAN AGGREGATE BOND INDEX	2.00
United States Treasury Note, 3.63%, 9/30/2030	0.79
Microsoft Corp.	0.57
Gov. of Canada, 3.25%, 12/1/2035	0.49
Royal Bank of Canada	0.45
Gov. of Canada, 2.75%, 6/1/2033	0.42
Canadian Natural Resources Ltd.	0.42
BPDX0BBS CDS USD R V 03MEVENT 1% 20 Dec 2030	0.41
Toronto-Dominion Bank Com New	0.39
Suncor Energy Inc.	0.39

Source for all data: Transmission Media, as at March 31, 2026. ±For illustration purposes only. <sup>†</sup> Open <sup>1</sup> Estimated MER for the current year. <sup>\*\*</sup> Additional fees apply to the IncomePlus and EstatePlus guarantee options and are paid annually out of the Contract. These fees are not reflected in the performance.

Any amount that is allocated to a segregated fund is invested at the risk of the contractholder and may increase or decrease in value. Returns shown are after the MER has been deducted. Performance histories are not indicative of future performance. The Growth of \$10,000 chart shown is used only to illustrate the effects of the compound growth rate and is not intended to reflect future values of the segregated fund. For information on guarantees, fees and expenses that may apply to segregated funds, please read the Information Folder, Contract and Fund Facts of the segregated funds. The Manufacturers Life Insurance Company (Manulife) is the issuer of Manulife segregated fund contracts and the guarantor of any guarantee provisions therein. Manulife Investment Management is a trade name of Manulife. Manulife, Stylized M Design, and Manulife Investment Management & Design are trademarks of The Manufacturers Life Insurance Company and are used by it, and its affiliates under license.